

To change your password, please take the following steps:


Step 1: Visit the new Avery Weigh-Tronix website at www.averyweigh-tronix.com

Step 2:

Click on the

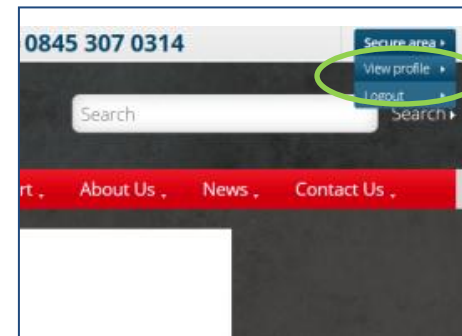
Secure login

tab on the top right of the screen.

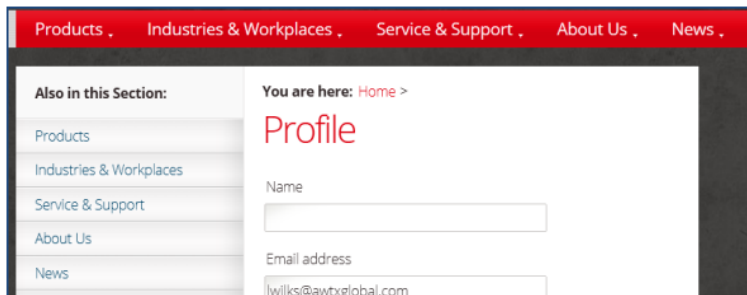


Step 3:

Login using the temporary password (Avery123) included in the email we have just sent you. Once logged in, select 'view profile' from the drop down menu.



Step 4: On the 'profile' page, change your password to something more memorable. You can also amend your other details from this page.



Login and browse the website as you usually would.

www.averyweigh-tronix.com